




PORTABLE CUTTING MACHINE

GCE PROFIT[®] SLM STRAIGHT LINE CUTTING MACHINE

GCE proFIT[®] SLM is a universal cutting machine of a lightweight design specifically for oxy-fuel cutting applications up to 150 mm metal sheet thickness (up to 100 mm with two cutting torches).

It is a rugged but precise portable machine that has many features and benefits. For example can be used for straight cuts guided by the rail, manually-guided shape cuts, circular cuts, and strip cutting when using two torches. The cutting torch can be fixed in a vertical position or angled for the bevel cutting of metal sheet edges.


The machine is ideal for small workshops or as an additional tool for a gantry machine. Suitable for indoors, but due to the flexibility also outdoor usage on construction sites.



GCE PROFIT® SLM


FEATURES

- Lightweight portable machine for one-hand manipulation
- Easy installation and operation
- Interlocking, 1,8 m long guide rail
- All common fuel gases service
- Nozzle mixing (IC 30° cone) cutting torches or BIR+, an injector cutting torch technology
- Basic one-torch configuration can be extended for two-torch operation
- Strip cutting and bevel cutting with two torches
- Precise drive system is ensuring constant cutting speed
- Exact adjustment of the torch position
- High speed of motor drive enables the machine to be used also for plasma cutting



TECHNICAL DATA

TECHNICAL DATA	
Cutting capacity:	up to 150 mm with one torch, up to 100 mm with two torches
Cutting speed:	50 – 1600 mm/min
Operation:	forward and reverse with variable speed
Power supply:	230V AC / 50 Hz
Oxygen inlet connection:	G1/4", up to 8 bar, hose min. DN8
Fuel gas inlet connection:	G3/8"LH, up to 1 bar, hose min. DN8
Body dimensions:	175 × 350 × 140 (W × L × H in mm)
Weight:	9,5 kg (with one torch configuration)
Rail:	Zn - coated, 1,8 m



GCEprofit®

Art. Nr.	Description	Nozzles to be ordered
0870613	GCE profit SLM 230V with nozzle-mixing cutting torch	ANME, PNME
0870614	GCE profit SLM 230V without cutting torch	
0870615	GCE profit SLM 110V with nozzle-mixing cutting torch	ANME, PNME
0870617	Rail track 1,8 m, Zinc coated	
F25310012*	Cutting torch BIR+ 110/32PMY, G1/4, G3/8, G3/8LH	PUZ
F25310013*	Cutting torch BIR+ 110/32A, G1/4, G3/8, G3/8LH	AC
F25310014*	Cutting torch nozzle mixing, G1/4, G3/8, G3/8LH	ANME, PNME
F25310015*	Cutting torch nozzle mixing, 9/16 UNF	ANME, PNME

* One of these torches has to be selected and ordered for the machine item 0870614.

BASIC MACHINE PACKAGE INCLUDES:


- › Equipment for one torch-cutting application
- › One nozzle mix cutting torch
(The basic package of machine 0870614 does not include cutting torch and nozzle. Needs to be selected and ordered separately.)
- › Torch holder, torch bar, stainless steel heat shield
- › Internal gas hoses, gas manifold with shut-off valves
- › Power cable 8m with plug DIN
(Guide rail and cutting nozzle are not included, needs to be ordered and delivered separately.)



F25310014 F25310012

GCE PROFIT® SLM

ACCESSORIES AND TOOLS



0870616 Extension kit for 2 torches.

Art. Nr.	Description
0870616	Extension kit for 2-torches
0870665	Circle cutting kit
14008157	Brass cleaning brush
14056010P	Cleaning needle for cutting oxygen channels
14008263	Flashback arrestor heating oxygen
14008278	Flashback arrestor fuel gas
14008408	Flashback arrestor cutting oxygen
F25810004	Universal clamp for plasma or welding torch



CONSUMABLES

CUTTING NOZZLES AC - ACETYLENE



Article Number	Type	Cutting Thickness (mm)	Cutting Speed (mm/min)	Cutting Oxygen (bar)	Fuel gas (bar)
14001010	Cutting nozzle	3 - 10	600-730	2,0-3,0	0,5
14001011	Cutting nozzle	10 - 25	410-620	4,5-5,0	0,5
14001012	Cutting nozzle	25 - 40	340-410	4,0-5,0	0,5
14001013	Cutting nozzle	40 - 60	310-340	4,0-5,0	0,5
14001014	Cutting nozzle	60 - 100	250-20	5,0-6,0	0,5
14001015	Cutting nozzle	100 - 200	210-270	6,5-7,5	0,5
14001020	Heating nozzle	3 - 100			
14001021	Heating nozzle	100 - 300			

CUTTING NOZZLES PUZ - PROPANE, NATURAL GAS



Article Number	Type	Cutting Thickness (mm)	Cutting Speed (mm/min)	Cutting Oxygen (bar)	Fuel gas (bar)
14001350	Cutting nozzle	3 - 10	550-600	2,0-3,0	0,2
14001351	Cutting nozzle	10 - 25	400-560	4,5-5,0	0,2
14001352	Cutting nozzle	25 - 40	350-400	4,0-5,0	0,2
14001353	Cutting nozzle	40 - 60	310-340	4,5-5,5	0,2
14001354	Cutting nozzle	60 - 100	260-310	5,0-6,0	0,2
14001355	Cutting nozzle	100 - 200	180-260	5,5-6,5	0,3
14001147	Heating nozzle	3 - 100			
14001148	Heating nozzle	100 - 300			

CUTTING NOZZLES ANME - ACETYLENE



Article Number	Thickness (mm)	Size (inch)	Cutting speed (mm/min)	Oxygen (bar)	Fuel gas (bar)
0768670	3 - 6	1/32	560 - 470	2,5 - 3,5	0,3
0768635	5 - 12	3/64	480 - 390	3,0 - 4,0	0,3
0768599	10 - 75	1/16	400 - 205	3,5 - 4,5	0,3
0768636	70 - 100	5/64	220 - 150	4,5 - 5,5	0,5
0768662	90 - 150	3/32	160 - 125	5,5 - 6,0	0,5


CUTTING NOZZLES PNME - PROPANE, NATURAL GAS



Article Number	Thickness (mm)	Size (inch)	Cutting speed (mm/min)	Oxygen (bar)	Fuel gas (bar)
0769494	3 - 6	1/32	550 - 430	2,5 - 3,5	0,2
0769495	5 - 12	3/64	440 - 360	3,0 - 4,0	0,2
0769496	10 - 75	1/16	380 - 205	3,5 - 4,5	0,2
0769497	70 - 100	5/64	220 -150	4,5 - 5,5	0,4
0769498	90 - 150	3/32	160 - 125	5,5 - 6,5	0,4


GCE PROFIT[®] SLM

STRAIGHT CUT




Cutting of stripes with 2 torches

GCE proFIT[®] SLM can be used for straight cuts guided by the rail, manually-guided shape cuts, circular cuts and strip cutting when using two torches. The cutting torch can be fixed in a vertical position or angled for bevel cutting of metal sheet edges.




Straight cuts using 1 torch

BEVEL CUT




Cutting with 2 torches

PLASMA CUT



Cutting with plasma torch

CIRCLE CUT



Round shape cutting

HIGH QUALITY CUTS



Detail focused